INDUSTRIAL SHOCK ABSORBERS POWERSTOP
THREAD M10X1.0

▶ SERIES

PowerStop®

STANDARD ENERGY	HIGH ENERGY	ADJUSTABLE ENERGY
The economical	The powerful	The Adjustable

- **Material** — Stainless steel
- **Permitted temperature range** — -10 ... +70 [°C]
- **Angle of Impact max.** — 2 [°]
- **Max. force at fixed stop** — 2 [kN]
- **Lock nut tightening torque**
  - **Standard energy** — 4 [Nm]
  - **High Energy** — 4 [Nm]
  - **Adjustable Energy** — 4 [Nm]
- **Organic oil (biodegradable)** — HEES
- **H1-certified** — Yes
- **Certifications** — LABS / REACH / RoHS
- **Max. absolute pressure**
  - **Standard energy** — 1 [bar]
  - **High Energy** — 10 [bar]
  - **Adjustable Energy** — 10 [bar]

▶ TECHNICAL DATA

	Design	Series	Thread	Stroke variant	Stroke max. [mm]	Hardness degree	Impact velocity min. [m/s]	Impact velocity max. [m/s]	Energy absorption max. Continuous operation per stroke [J]	Energy absorption max. Continuous operation per hour [J/h]	Energy absorption max. Emergency stop operation per stroke [J]	Protection	Reset Force min. [N]	Reset Force max. [N]	Reset Time max. [s]	Head	Integrated Fix stop	Version
STANDARD ENERGY	P	SE	10X10	N	8	H	0,1	1,2	3	22.000	3	D	2	4	0,2	D	x	-A
						M	0,8	2,2	3	22.000	3	F	2	4	0,2	E	-	
						S	1,8	3,5	3	22.000	3	A	2	4	0,2	S	x	
						W	3,0	5,0	3	22.000	3	B	2	9	0,2	K	x	
HIGH ENERGY	P	HE	10X10	N	8	H	0,1	1,2	10	22.000	13	D	3,5	6	0,2	D	x	-A
						M	0,8	2,2	10	22.000	13	F	3,5	6	0,2	E	-	
						S	1,8	3,5	9	22.000	11	A	3,5	6	0,2	S	x	
						W	3,0	5,0	9	22.000	11	B	3,5	11	0,2	K	x	
ADJUSTABLE ENERGY	P	AE	10X10	N	8	H	0,1	5,0	10	22.000	10	D	3,5	6	0,2	D	x	-A
												F	3,5	6	0,2	E	-	
												A	3,5	6	0,2	S	x	
												B	3,5	11	0,2	K	x	

▶ PROTECTION

no protection	Felt ring	Wiper (NBR)	Bellow (TPE)
D -A	F -A	A -A	B -A
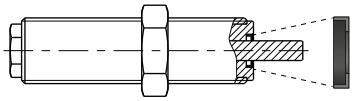	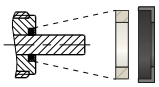	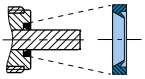	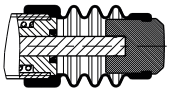
in a clean environment	against dust, chips, ...	against liquid, oil, ...	

▶ TECHNICAL DRAWINGS

	Short piston rod no head	Long piston rod no head	with steel head	with plastic head	with bellow and steel head	with bellow and plastic head
	N D -A	N E -A	N S -A	N K -A	N B S -A	N B K -A
STANDARD ENERGY	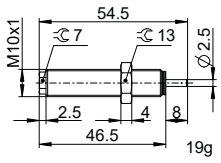	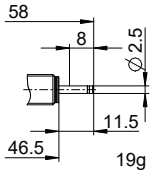	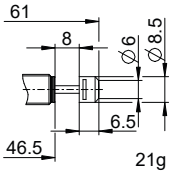	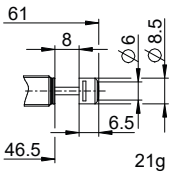	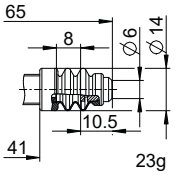	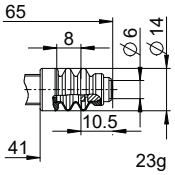
HIGH ENERGY	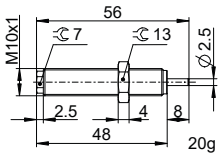	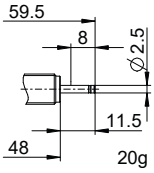	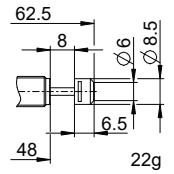	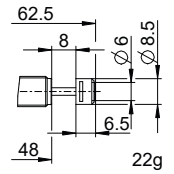	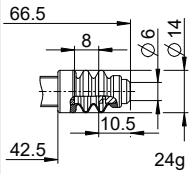	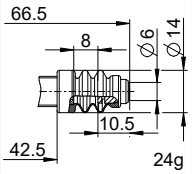
ADJUSTABLE ENERGY	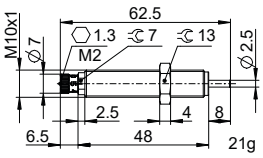	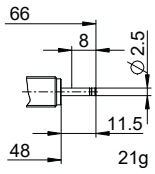	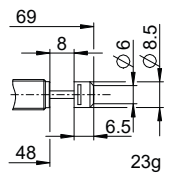	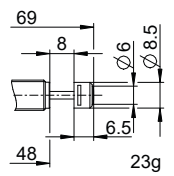	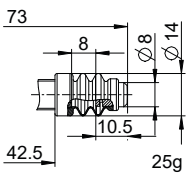	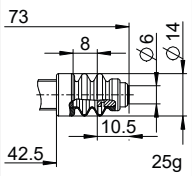

INDUSTRIAL SHOCK ABSORBERS POWERSTOP
THREAD M10X1.0

► ACCESSORIES

Pos.	Order no.	Accessories	Remarks
1	**PAH10X10-A**	Stop sleeve	Including 1x PVM10X10-A. Industrial shock absorber with bellow excluded.
2	**PSH10X10-B**	Sensor stop sleeve	Including 1x PVM10x10-A. Sensing only possible via industrial shock absorbers with steel or plastic head. Industrial shock absorber with bellow excluded. Inductive sensor, PNP (NC), 2 m PUR cable, IP67 degree of protection. See separate data sheet for additional information.
3	**PBV10X10ND-A**	Side load adapter standard stroke Protection: no protection	Impact angle max. 30°. Can only be used in combination with industrial shock absorber without protection and without the Short piston rod no head variant. Lock nut PVM14X10-A suitable for external thread of the side load adapter.
4	**PBV10X10NF-A**	Side load adapter standard stroke Protection: felt ring (felt)	Impact angle max. 30°. Can only be used in combination with industrial shock absorber without protection and without the Short piston rod no head variant. Lock nut PVM14X10-A suitable for external thread of the side load adapter.
5	**PBV10X10NA-A**	Side load adapter standard stroke Protection: wiper (NBR)	Impact angle max. 30°. Can only be used in combination with industrial shock absorber without protection and without the Short piston rod no head variant. Lock nut PVM14X10-A suitable for external thread of the side load adapter.
6	**PKS10X10-A**	Clamping flange orthogonal screwed	Tightening torque of the screws max. 3 Nm.
7	**PKP10X10-A**	Clamping flange screwed in parallel	Tightening torque of the screws max. 1 Nm.
8	**PVM10X10-A**	Stainless steel locknut	Included with the industrial shock absorber.
9	**PDD10X10-A**	Pressure chamber seal	Recommended fixation with PVM10X10-A. Seal must be in full contact on both sides.

1

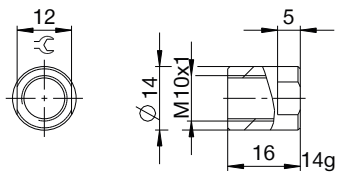

2

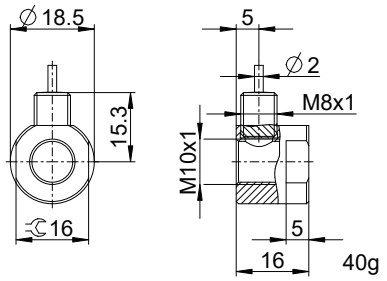

3 4 5

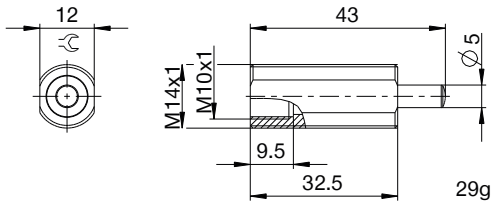

6

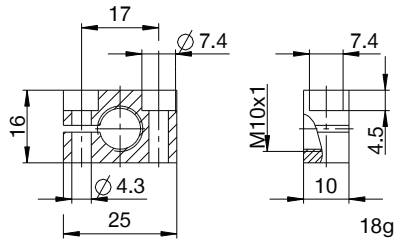

7

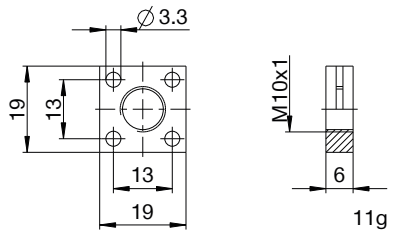

8

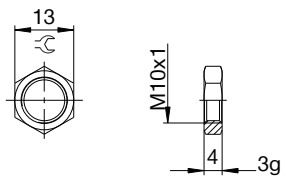

9

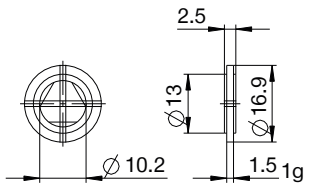

▶ CLASSIFICATION

P HE 10X10 N H B S -A

Design

P Industrial shock absorbers PowerStop

Series

ME Mini Energy

SE Standard Energy

HE High Energy

AE Adjustable Energy

Thread

10 Thread nominal diameter

X

10 Thread pitch (factor 10)

Stroke variant

N Standard stroke

L Long stroke

Hardness degree

H Hard (0.1 - 1.2 m/s; Adjustable Energy: 0.1 - 5 m/s)

M Medium (0.8 - 2.2 m/s)

S Soft (1.8 - 3.5 m/s)

W Supersoft (3 - 5 m/s)

Protection

D no protection

F Felt ring

A Wiper (NBR)

B Bellow (TPE)

Head

D Short piston rod no head

E Long piston rod no head

S with steel head

K with plastic head

Version

-A Versioning from a to z